





## Year 9: Exam theme Project (Part 2)


Percentage	I can ...	Prove it!
 <p style="text-align: center;">90%</p>	<p><b>Show an exceptional ability to...</b></p> <p><b>Develop</b></p> <ul style="list-style-type: none"> <li>• I can independently investigate the work of artists and designers relevant to my work.</li> <li>• I can analyse the work of other artists with skill using a wide range of complex art vocabulary and showing clear understanding of the artist content, context, process, mood and form of the work.</li> <li>• I can make clear, imaginative and original links between my work and the work of other artists. I can develop highly imaginative ideas for my own work based on my research.</li> </ul> <p><b>Refine</b></p> <ul style="list-style-type: none"> <li>• I can evaluate my work critically and imaginatively showing a clear understanding of how I can improve it. I can improve my work with skill.</li> <li>• I can independently use and take creative risks with a very wide range of artistic materials and techniques appropriate to my personal intentions.</li> </ul>	<p><b>Develop</b></p> <ul style="list-style-type: none"> <li>• Collect a wide range of research materials from both first and second hand sources. Use these materials to</li> </ul> <p><b>Refine</b></p> <ul style="list-style-type: none"> <li>• Review and refine your work with skill, precision and accuracy. Complete all MAD time targets to an extremely high standard and (where appropriate) go beyond the expectations set by MAD time tasks.</li> <li>• Develop and refine a very wide range of highly creative and original design ideas. Show very strong, meaningful and imaginative links to your research (scroll).</li> <li>• Produce a sequence of 'final' design ideas.</li> </ul> <p><b>Record</b></p> <ul style="list-style-type: none"> <li>• Record your ideas with high levels of skill and insight through annotation. Clearly explain your ideas using a very wide range of complex art vocabulary appropriately.</li> <li>• (Homework) Record your ideas through photography. Take a very wide range of skilful photographs appropriate to your project sub theme. Use this research to inform your ideas development.</li> <li>• Produce a detailed and very well written statement of intent that outlines your creative journey throughout the project and the ideas/meaning behind your final piece.</li> </ul> <p><b><u>Present</u></b></p> <ul style="list-style-type: none"> <li>• Present a highly developed final idea in the form of a final piece. Use a media that is appropriate to your idea and to your prior research (scroll).</li> </ul>


	<ul style="list-style-type: none"> <li>• I can develop a wide range of highly imaginative and original ideas using different materials.</li> </ul> <p><b>Record</b></p> <ul style="list-style-type: none"> <li>• I can record my ideas using a wide range of visual (photography drawing etc.) and other (annotation) methods.</li> <li>• I can record my ideas using the highest levels of technical skill to realise my intentions.</li> </ul> <p><b>Present</b></p> <ul style="list-style-type: none"> <li>• I can create a meaningful, imaginative and personal final piece based on my research and preparatory studies.</li> <li>• I can demonstrate an exceptional use of the formal elements to create a final piece.</li> </ul>	<ul style="list-style-type: none"> <li>• Show exceptional ability in using the formal elements to present your idea and express your intentions.</li> </ul>
	<p><b>Show a confident - exceptional ability to...</b></p> <p><b>Develop</b></p> <ul style="list-style-type: none"> <li>• I can investigate the work of artists and designers relevant to my work.</li> <li>• I can analyse the work of other artists using a wide range of complex art vocabulary and showing clear understanding of the content, context, process, mood and form of the work.</li> </ul>	<p><b>Develop</b></p> <ul style="list-style-type: none"> <li>• Research and collect a wide range of printing surfaces that link to your chosen culture and sub theme e.g. Japanese handmade paper, American comic books, Fast food wrappers,</li> </ul> <p><b>Refine</b></p> <ul style="list-style-type: none"> <li>• Review and refine your work with skill. Complete all MAD time targets to a high standard and (where appropriate) go beyond the expectations set by MAD time tasks.</li> <li>• Develop and refine a wide range of highly creative and original design ideas for your final print. Show very strong,</li> </ul>

	<ul style="list-style-type: none"> <li>• I can make clear and imaginative links between my work and the work of other artists. I can develop imaginative ideas for my own work based on my research.</li> </ul> <p><b>Refine</b></p> <ul style="list-style-type: none"> <li>• I can evaluate my work critically showing a clear understanding of how I can improve it. I can improve my work with skill.</li> <li>• I can take creative risks with a wide range of artistic materials and techniques appropriate to my personal intentions.</li> <li>• I can develop a range of imaginative and original ideas using different materials.</li> </ul> <p><b>Record</b></p> <ul style="list-style-type: none"> <li>• I can record my ideas using a range of visual (photography drawing etc.) and other (annotation) methods.</li> <li>• I can record my ideas using consistent and confident levels of technical skill to realise my intentions.</li> </ul> <p><b>Present</b></p> <ul style="list-style-type: none"> <li>• I can create a, and personal final piece based on my research and preparatory studies.</li> <li>• I can demonstrate a consistent and confident use of the formal</li> </ul>	<p>meaningful and imaginative links to your research (sketchbook).</p> <ul style="list-style-type: none"> <li>• Produce a sequence of final design ideas.</li> </ul> <p><b>Record</b></p> <ul style="list-style-type: none"> <li>• Record your ideas with skill and insight through annotation. Clearly explain your ideas using a wide range of complex art vocabulary appropriately.</li> <li>• (Homework) Record your ideas through photography. Take a wide range of skilful photographs appropriate to your project sub theme. Use this research to inform your ideas development.</li> <li>• Produce a detailed and well written statement of intent that outlines your creative journey throughout the project and the ideas/ meaning behind your print design.</li> </ul>
--	---	---

	<p>elements to create a final piece.</p>	
	<p><b>Show a consistent - confident ability to...</b></p> <p><b>Develop</b></p> <ul style="list-style-type: none"> <li>• I can investigate the work of artists and designers relevant to my work.</li> <li>• I can analyse the work of other artists using a range of art vocabulary and showing understanding of the content, context, process, mood and form of the work.</li> </ul> <p><b>Refine</b></p> <ul style="list-style-type: none"> <li>• I can make clear links between my work and the work of other artists/ designers.</li> <li>• I can experiment with using a wide range of artistic materials and techniques appropriate to my personal intentions.</li> <li>• I can develop a range of imaginative and original ideas using different materials.</li> </ul> <p><b>Record</b></p> <ul style="list-style-type: none"> <li>• I can record my ideas using a range of visual</li> </ul>	<p><b>Develop</b></p> <ul style="list-style-type: none"> <li>• Research and collect a range of printing surfaces that link to your chosen culture and sub theme e.g. Japanese handmade paper, American comic books, Fast food wrappers,</li> </ul> <p><b>Refine</b></p> <ul style="list-style-type: none"> <li>• Review and refine your work with skill. Complete all MAD time targets to a high standard.</li> <li>• Develop and refine a growing range of creative and original design ideas for your final print.</li> <li>• Produce a final design idea.</li> </ul> <p><b>Record</b></p> <ul style="list-style-type: none"> <li>• Record your ideas through annotation. Clearly explain your ideas using a range of complex art vocabulary appropriately.</li> <li>• Produce a well written statement of intent that outlines your creative journey throughout the project and the ideas/ meaning behind your print design.</li> </ul>

	<p>(photography drawing etc.) and other (annotation) methods.</p> <ul style="list-style-type: none"> <li>I can record my ideas using high levels of technical skill to realise my intentions.</li> </ul> <p><b>Present</b></p> <ul style="list-style-type: none"> <li>I can create a meaningful, and personal final piece based on my research and preparatory studies.</li> <li>I can demonstrate a highly confident ability to use the formal elements to create a final piece.</li> </ul>	
	<p><b>Show a competent - consistent ability to...</b></p> <p><b>Develop</b></p> <ul style="list-style-type: none"> <li>I can investigate the work of artists and designers relevant to my project.</li> <li>I can analyse the work of other artists using art vocabulary and showing understanding of the content, context, process, mood and form of the work.</li> </ul> <p><b>Refine</b></p> <ul style="list-style-type: none"> <li>I can make links between my work and the work of other artists/ designers.</li> <li>I can experiment with using a range of artistic materials and techniques appropriate to my personal intentions.</li> </ul>	<p><b>Develop</b></p> <ul style="list-style-type: none"> <li>Research and collect a one or two printing surfaces that link to your chosen culture and sub theme e.g. Japanese handmade paper, American comic books, Fast food wrappers,</li> </ul> <p><b>Refine</b></p> <ul style="list-style-type: none"> <li>Review and refine your work. Complete all MAD time targets to a high standard.</li> <li>Develop and refine a small range of original design ideas for your final print.</li> <li>Produce a final design idea.</li> </ul> <p><b>Record</b></p> <ul style="list-style-type: none"> <li>Record your ideas through annotation. Explain your ideas using a range of complex art vocabulary appropriately.</li> <li>Produce a well written statement of intent that outlines your creative journey throughout the project and the ideas/ meaning behind your print design.</li> </ul>

	<ul style="list-style-type: none"> <li>• I can develop a range of original ideas using different materials.</li> </ul> <p><b>Record</b></p> <ul style="list-style-type: none"> <li>• I can record my ideas using a visual (photography drawing etc.) and other (annotation) methods.</li> <li>• I can record my ideas using competent levels of technical skill to realise my intentions.</li> </ul> <p><b>Present</b></p> <ul style="list-style-type: none"> <li>• I can create a personal final piece based on my research and preparatory studies.</li> <li>• I can demonstrate consistent use of the formal elements to create a final piece.</li> </ul>	
	<p><b>Show an Emerging - Competent ability to...</b></p> <p><b>Develop</b></p> <ul style="list-style-type: none"> <li>• I can investigate the work of artists and designers relevant to my project.</li> <li>• I can analyse the work of other artists using art vocabulary and considering the content, context, process, mood and form of the work.</li> </ul> <p><b>Refine</b></p> <ul style="list-style-type: none"> <li>• I can make basic links between my work and the work of other artists/ designers.</li> </ul>	<p><b>Develop</b></p> <ul style="list-style-type: none"> <li>• Research and collect a one or two printing surfaces that link to your chosen culture and sub theme e.g. Japanese handmade paper, American comic books, Fast food wrappers,</li> </ul> <p><b>Refine</b></p> <ul style="list-style-type: none"> <li>• Review and refine your work. Complete all MAD time targets to a high standard.</li> <li>• Develop one or two original design ideas for your final print.</li> <li>• Produce a final design idea.</li> </ul> <p><b>Record</b></p> <ul style="list-style-type: none"> <li>• Record your ideas through annotation. Explain your ideas using a growing range of art vocabulary appropriately.</li> </ul>

	<ul style="list-style-type: none"> <li>• I can experiment with using some artistic materials and techniques appropriate to my personal intentions.</li> <li>• I can develop a range of original different materials.</li> </ul> <p><b>Record</b></p> <ul style="list-style-type: none"> <li>• I can record my ideas using a visual (photography drawing etc.) and other (annotation) methods.</li> <li>• I can record my ideas showing emerging technical skill.</li> </ul> <p><b>Present</b></p> <ul style="list-style-type: none"> <li>• I can create a final piece based on my research and preparatory studies.</li> <li>• I can demonstrate emerging ability to use the formal elements to create a final piece.</li> </ul>	<ul style="list-style-type: none"> <li>• Produce a statement of intent that outlines your creative journey throughout the project and the ideas/ meaning behind your print design.</li> </ul>
	<p><b>Show a basic - emerging ability to...</b></p> <p><b>Develop</b></p> <ul style="list-style-type: none"> <li>• I can investigate the work of artists and designers relevant to my project.</li> <li>• I can analyse the work of other artists using art vocabulary in full sentences.</li> </ul> <p><b>Refine</b></p> <ul style="list-style-type: none"> <li>• I can experiment with using some artistic materials and techniques.</li> </ul>	<p><b>Refine</b></p> <ul style="list-style-type: none"> <li>• Review and refine your work by completing all MAD time targets.</li> <li>• Develop one or two original design ideas for your final print.</li> </ul> <p><b>Record</b></p> <ul style="list-style-type: none"> <li>• Record your ideas through annotation. Explain your ideas using basic art vocabulary appropriately.</li> <li>• Produce a brief statement of intent that outlines your creative journey throughout the project and the ideas/ meaning behind your print design.</li> </ul>

- I can make one or two basic links between my work and the work of other artists/ designers.
- I can develop two or three original ideas.

**Record**

- I can record my ideas using visual (photography drawing etc.) and other (annotation) methods.
- I can record my ideas showing basic technical skill.

**Present**

- I can create basic a final piece based on my research and preparatory studies.
- I can demonstrate basic ability to use the formal elements to create a final piece.



## Key Words

Line

Tone

Colour

Shape

Texture

Pattern

Mood

Process

Content

Context

Form

Evaluation

Composition

Proportion

Abstraction

Figuration

Cultural

Annotation

