





YEAR 9: Natural Form (Part 1)


Percentage	I can ...	Prove it!
 <p style="text-align: center;">80%</p>	<p>Show an exceptional ability to...</p> <p>Develop</p> <ul style="list-style-type: none"> • I can independently investigate the work of artists and designers relevant to my work. • I can analyse the work of other artists with skill using a wide range of complex art vocabulary and showing clear understanding of the artist content, context, process, mood and form of the work. • I can make clear, imaginative and original links between my work and the work of other artists. I can develop highly imaginative ideas for my own work based on my research. <p>Refine</p> <ul style="list-style-type: none"> • I can evaluate my work critically and imaginatively showing a clear understanding of how I can improve it. I can improve my work with skill. • I can independently use and take creative risks with a very wide range of artistic materials and techniques appropriate to my personal intentions. 	<p>Develop</p> <ul style="list-style-type: none"> • (Homework) Choose and research two or more Artists whose work relates to the theme of 'Natural Form'. Present your work highly creatively including detailed written annotation and varied specialist Art vocabulary, visual examples of the Artist's work and your own responses to the Artist's work. • Analyse the work of two or more 'Natural Form' artists. Present your work highly creatively including detailed written annotation, varied specialist Art vocabulary, visual examples of the Artist's work and your own responses to the Artist's work. • Use your research into the work of other Artist's to influence your own work in exciting, original and imaginative ways e.g. You will explore how complex and decorative repeat patterns can be created using lino cutting. <p>Refine</p> <ul style="list-style-type: none"> • Annotate all of your work showing excellent use of written English. Use a wide range of specialist Art vocabulary appropriately to describe your process, intentions and the ideas generated from making your work. Demonstrate original thinking and creativity in your idea development. • Highly skilfully experiment with using a wide range of materials and techniques to create artwork taking creative risks and exploring processes and materials without knowing the outcome of your

	<ul style="list-style-type: none"> I can develop a wide range of highly imaginative and original ideas using different materials. <p>Record</p> <ul style="list-style-type: none"> I can record my ideas using a wide range of visual (photography drawing etc.) and other (annotation) methods. I can record my ideas using the highest levels of technical skill to realise my intentions. <p>Present</p> <ul style="list-style-type: none"> I can create a meaningful, imaginative and personal final piece based on my research and preparatory studies. I can demonstrate an exceptional use of the formal elements to create a final piece. 	<p>experiments. Experiment with combining materials and processes.</p> <p>Record</p> <ul style="list-style-type: none"> Record your ideas through creating a very wide range of highly skilful and accurate drawings relating to the project theme and using a wide range of materials and techniques. Skilfully experiment with a very wide range of different mark making techniques and approaches to drawing. Demonstrate exceptional skill in using the formal elements to accurately show the qualities of images and objects relating to the project theme in your drawings.
	<p>Show a confident - exceptional ability to...</p> <p>Develop</p> <ul style="list-style-type: none"> I can investigate the work of artists and designers relevant to my work. I can analyse the work of other artists using a wide range of complex art vocabulary and showing clear understanding of the content, context, process, mood and form of the work. 	<p>Develop</p> <ul style="list-style-type: none"> (Homework) Choose and research an artist whose work relates to the theme of 'Natural Form'. Present your work highly creatively including detailed written annotation and varied specialist Art vocabulary and visual examples of the Artist's work. Analyse the work of a 'Natural Form Artist'. Present your work highly creatively including detailed written annotation, varied specialist Art vocabulary, visual examples of the Artist's work and your own responses to the Artist's work.

	<ul style="list-style-type: none"> • I can make clear and imaginative links between my work and the work of other artists. I can develop imaginative ideas for my own work based on my research. <p>Refine</p> <ul style="list-style-type: none"> • I can evaluate my work critically showing a clear understanding of how I can improve it. I can improve my work with skill. • I can take creative risks with a wide range of artistic materials and techniques appropriate to my personal intentions. • I can develop a range of imaginative and original ideas using different materials. <p>Record</p> <ul style="list-style-type: none"> • I can record my ideas using a range of visual (photography drawing etc.) and other (annotation) methods. • I can record my ideas using consistent and confident levels of technical skill to realise my intentions. <p>Present</p> <ul style="list-style-type: none"> • I can create a, and personal final piece based on my research and preparatory studies. • I can demonstrate a consistent and confident 	<ul style="list-style-type: none"> • Use your research into the work of other Artist's to influence your own work in exciting and original ways e.g. You will explore how complex and decorative repeat patterns can be created using lino cutting. <p>Refine</p> <ul style="list-style-type: none"> • Annotate all of your work showing excellent use of written English. Use a wide range of specialist Art vocabulary appropriately to describe your process, intentions and the ideas generated from making your work. • Skilfully experiment with using a wide range of materials and techniques to create artwork taking creative risks and exploring processes and materials without knowing the outcome of your experiments. <p>Record</p> <ul style="list-style-type: none"> • Record your ideas through creating a wide range of highly skilful and accurate drawings relating to the project theme and using a range of materials and techniques. Skilfully experiment with a wide range of different mark making techniques and approaches to drawing. • Demonstrate confidence in using the formal elements to accurately show the qualities of images and objects relating to the project theme in your drawings.
--	---	--

	<p>use of the formal elements to create a final piece.</p>	
	<p>Show a consistent - confident ability to...</p> <p>Develop</p> <ul style="list-style-type: none"> • I can investigate the work of artists and designers relevant to my work. • I can analyse the work of other artists using a range of art vocabulary and showing understanding of the content, context, process, mood and form of the work. <p>Refine</p> <ul style="list-style-type: none"> • I can make clear links between my work and the work of other artists/ designers. • I can experiment with using a wide range of artistic materials and techniques appropriate to my personal intentions. • I can develop a range of imaginative and original ideas using different materials. <p>Record</p> <ul style="list-style-type: none"> • I can record my ideas using a range of visual (photography drawing etc.) 	<p>Develop</p> <ul style="list-style-type: none"> • (Homework) Choose and research an artist whose work relates to the theme of 'Natural Form'. Present your work creatively including detailed written annotation and varied specialist Art vocabulary. • Analyse the work of a 'Natural Form Artist'. Present your work creatively including detailed written annotation, varied specialist Art vocabulary and visual examples of the Artist's work. • Use your research into the work of other Artist's to influence your own work in original ways. <p>Refine</p> <ul style="list-style-type: none"> • Annotate all of your work showing good use of written English. Use a range of specialist Art vocabulary appropriately to describe your process, intentions and the ideas generated from making your work. • Experiment with using a range of materials and techniques to create artwork taking risks and exploring processes and materials without knowing the outcome of your experiments.

	<p>and other (annotation) methods.</p> <ul style="list-style-type: none"> I can record my ideas using the high levels of technical skill to realise my intentions. <p>Present</p> <ul style="list-style-type: none"> I can create a meaningful, and personal final piece based on my research and preparatory studies. <p>I can demonstrate an highly confident use of the formal elements to create a final piece.</p>	<p>Record</p> <ul style="list-style-type: none"> Record your ideas through creating a range of skilful and accurate drawings relating to the project theme and using a range of materials and techniques. Experiment with a range of different mark making techniques and approaches to drawing. Demonstrate growing confidence in using the formal elements to accurately show the qualities of images and objects relating to the project theme in your drawings.
	<p>Show a competent - consistent ability to...</p> <p>Develop</p> <ul style="list-style-type: none"> I can investigate the work of artists and designers relevant to my work. I can analyse the work of other artists using art vocabulary and showing understanding of the content, context, process, mood and form of the work. <p>Refine</p> <ul style="list-style-type: none"> I can make links between my work and the work of other artists/ designers. I can experiment with using a range of artistic materials and techniques appropriate to my personal intentions. 	<p>Develop</p> <ul style="list-style-type: none"> (Homework) Choose and research an artist whose work relates to the theme of 'Natural Form'. Present your work as images and notes on the artist's work using some specialist art vocabulary. Analyse the work of a 'Natural Form Artist'. Present your work as images and notes on the artist's work using some specialist art vocabulary. Use your research into the work of other Artist's to influence your own work in simple ways. <p>Refine</p> <ul style="list-style-type: none"> Annotate your work showing good use of written English. Use some specialist Art vocabulary appropriately to describe your process, intentions and the ideas generated from making your work.

	<ul style="list-style-type: none"> • I can develop a range of original ideas using different materials. <p>Record</p> <ul style="list-style-type: none"> • I can record my ideas using a visual (photography drawing etc.) and other (annotation) methods. • I can record my ideas using competent levels of technical skill to realise my intentions. <p>Present</p> <ul style="list-style-type: none"> • I can create a personal final piece based on my research and preparatory studies. • I can demonstrate consistent use of the formal elements to create a final piece. 	<ul style="list-style-type: none"> • Experiment with using a growing range of materials and techniques to create artwork taking risks and exploring processes. <p>Record</p> <ul style="list-style-type: none"> • Record your ideas through creating a range accurate drawings relating to the project theme and using a growing range of materials and techniques. Experiment with different mark making techniques and approaches to drawing. • Demonstrate basic skill in using the formal elements to accurately show the qualities of images and objects relating to the project theme in your drawings.
	<p>Show an emerging - competent ability to...</p> <p>Develop</p> <ul style="list-style-type: none"> • I can investigate the work of artists and designers relevant to my work. • I can analyse the work of other artists using art vocabulary and considering the content, context, 	<p>Develop</p> <ul style="list-style-type: none"> • (Homework) Choose and research an artist whose work relates to the theme of 'Natural Form'. Present your work as images. • Analyse the work of a 'Natural Form Artist'. Present your work as images and basic notes on the artist's work using some specialist art vocabulary.

	<p>process, mood and form of the work.</p> <p>Refine</p> <ul style="list-style-type: none"> • I can make basic links between my work and the work of other artists/ designers. • I can experiment with using some artistic materials and techniques appropriate to my personal intentions. • I can develop a range of original different materials. <p>Record</p> <ul style="list-style-type: none"> • I can record my ideas using a visual (photography drawing etc.) and other (annotation) methods. • I can record my ideas showing emerging technical skill. <p>Present</p> <ul style="list-style-type: none"> • I can create a final piece based on my research and preparatory studies. • I can demonstrate emerging ability to use the formal elements to create a final piece. 	<ul style="list-style-type: none"> • Use your research into the work of other Artist's to influence your own work in simple ways. <p>Refine</p> <ul style="list-style-type: none"> • Annotate your work. Use some specialist Art vocabulary appropriately to describe your work. • Experiment with using one or two materials and techniques to create artwork taking risks and exploring processes. <p>Record</p> <ul style="list-style-type: none"> • Record your ideas through creating a small range drawings relating to the project theme. • Demonstrate basic skill in using the formal elements to show the basic qualities of images and objects.
--	--	---

Key Words

Line

Tone

Colour

Shape

Texture

Pattern

Mood

Process

Content

Context

Form

Evaluation

Annotation