




YEAR 9: 'Still Life' (Part 2)

Percentage	I can ...	Prove it!
 <p style="text-align: center;">90%</p>	<p>Show an exceptional ability to... Develop</p> <ul style="list-style-type: none"> • I can independently investigate the work of artists and designers relevant to my work. • I can analyse the work of other artists with skill using a wide range of complex art vocabulary and showing clear understanding of the artist content, context, process, mood and form of the work. • I can make clear, imaginative and original links between my work and the work of other artists. I can develop highly imaginative ideas for my own work based on my research. <p>Refine</p> <ul style="list-style-type: none"> • I can evaluate my work critically and imaginatively showing a clear understanding of how I can improve it. I can improve my work with skill. • I can independently use and take creative risks with a very wide range of artistic materials and techniques appropriate to my personal intentions. 	<ul style="list-style-type: none"> • (Homework) Choose at least one artist whose work links to 'Still Life'. Critically analyse the work of this artist using the green, orange and red Art critical analysis sheet questions to help you. Support your analysis with a very wide range of visual examples of the Artists work. E.g. colour schemes, close ups, textures. • Possible Artists... • Kira Kim • Wayne Thiebaud • Audrey Flack • Create a piece of original and imaginative artwork using a material, technique and subject matter similar to your chosen artist. E.g. acrylic tint. • Highly skilfully develop six or more highly imaginative compositional study ideas for your final still life artwork in different/mixed media. • Create a highly skilful mini final piece based on your preparatory studies. • Imaginatively and skilfully photograph a wide range of still life objects that represent your identity. Show a strong link to the composition and colour of your chosen artist in your photoshoot. • Write a highly detailed 'Statement of intent' that fully lays out how and why you will make your final piece. Show clear, strong, imaginative and meaningful links to your sketchbook work including your photoshoot,

	<ul style="list-style-type: none"> I can develop a wide range of highly imaginative and original ideas using different materials. <p>Record</p> <ul style="list-style-type: none"> I can record my ideas using a wide range of visual (photography drawing etc.) and other (annotation) methods. I can record my ideas using the highest levels of technical skill to realise my intentions. <p>Present</p> <ul style="list-style-type: none"> I can create a meaningful, imaginative and personal final piece based on my research and preparatory studies. I can demonstrate an exceptional use of the formal elements to create a final piece. 	<p>observational studies and chosen Artist.</p> <ul style="list-style-type: none"> Create an exceptionally detailed and well executed final piece that shows clear, strong, imaginative and meaningful links to your sketchbook work. Show technical mastery in the creation of this piece.
	<p>Show a confident - exceptional ability to...</p> <p>Develop</p> <ul style="list-style-type: none"> I can investigate the work of artists and designers relevant to my work. I can analyse the work of other artists using a wide range of complex art vocabulary and showing clear understanding of the content, context, process, mood and form of the work. I can make clear and imaginative links between 	<ul style="list-style-type: none"> (Homework) Choose one artist whose work links to 'Still Life'. Critically analyse the work of this artist using the green, orange and red Art critical analysis sheet questions to help you. Support your analysis with a wide range of visual examples of the Artist's work. Possible Artists... Kira Kim Wayne Thiebauld Audrey Flack Create a piece of original artwork using a material, technique and subject matter similar to your chosen artist. E.g. acrylic tint.

	<p>my work and the work of other artists. I can develop imaginative ideas for my own work based on my research.</p> <p>Refine</p> <ul style="list-style-type: none"> • I can evaluate my work critically showing a clear understanding of how I can improve it. I can improve my work with skill. • I can take creative risks with a wide range of artistic materials and techniques appropriate to my personal intentions. • I can develop a range of imaginative and original ideas using different materials. <p>Record</p> <ul style="list-style-type: none"> • I can record my ideas using a range of visual (photography drawing etc.) and other (annotation) methods. • I can record my ideas using consistent and confident levels of technical skill to realise my intentions. <p>Present</p> <ul style="list-style-type: none"> • I can create a, and personal final piece based on my research and preparatory studies. • I can demonstrate a consistent and confident use of the formal elements to create a final piece. 	<ul style="list-style-type: none"> • Skilfully develop six or more imaginative compositional study ideas for your final still life artwork in different/mixed media. Show clear and imaginative links to your sketchbook work. • Create a skilful and accurate mini final piece based on your preparatory studies. • Skilfully photograph a wide range of still life objects that represent your identity. Show many links to the composition and colour schemes of your chosen artist in your photoshoot. • Write a detailed 'Statement of intent' that fully lays out how and why you will make your final piece. Show clear, and meaningful links to your sketchbook work including your photoshoot, observational studies and chosen Artist. • Skilfully create a detailed and well executed final piece that shows clear and meaningful links to your sketchbook work. Show high levels of accuracy in the creation of this piece.
--	---	--



Show a consistent - confident ability to...

Develop

- I can investigate the work of artists and designers relevant to my work.
- I can analyse the work of other artists using a range of art vocabulary and showing understanding of the content, context, process, mood and form of the work.

Refine

- I can make clear links between my work and the work of other artists/designers.
- I can experiment with using a wide range of artistic materials and techniques appropriate to my personal intentions.
- I can develop a range of imaginative and original ideas using different materials.


Record

- I can record my ideas using a range of visual (photography drawing etc.) and other (annotation) methods.
- I can record my ideas using the high levels of technical skill to realise my intentions.


Present

- I can create a meaningful, and personal final piece

- (Homework) Choose one artist whose work links to 'Still Life'. Critically analyse the work of this artist using the green and orange Art critical analysis sheet questions to help you. Add visual examples of the Artist's work.
- Possible Artists...
- Kira Kim
- Wayne Thiebaud
- Audrey Flack
- Confidently create a piece of artwork using a material, technique and subject matter similar to your chosen artist. E.g. acrylic tint.
- Confidently develop four or more imaginative compositional study ideas for your final still life artwork in different/mixed media. Link your ideas to your sketch book work.
- Create an accurate mini final piece based on your preparatory studies.
- Show confidence in photographing a wide range of still life objects that represent your identity. Show clear links to the composition of your chosen artist in your photoshoot. E.g. 'Balanced', 'Centred', 'Close Up'.
- Write a 'Statement of intent' that fully lays out how and why you will make your final piece. Show meaningful links to your sketchbook work including your photoshoot, observational studies and chosen Artist.

	<p>based on my research and preparatory studies.</p> <p>I can demonstrate an highly confident use of the formal elements to create a final piece.</p>	<ul style="list-style-type: none"> • Create a detailed and well executed final piece that shows meaningful links to your sketchbook work e.g. The objects shown relate to your identity and 'Vanitas' painting. Show technical confidence in the creation of this piece.
	<p>Show a competent - consistent ability to...</p> <p>Develop</p> <ul style="list-style-type: none"> • I can investigate the work of artists and designers relevant to my work. • I can analyse the work of other artists using art vocabulary and showing understanding of the content, context, process, mood and form of the work. <p>Refine</p> <ul style="list-style-type: none"> • I can make links between my work and the work of other artists/ designers. • I can experiment with using a range of artistic materials and techniques appropriate to my personal intentions. • I can develop a range of original ideas using different materials. <p>Record</p> <ul style="list-style-type: none"> • I can record my ideas using a visual (photography drawing etc.) and other (annotation) methods. 	<ul style="list-style-type: none"> • (Homework) Choose one artist whose work links to 'Still Life'. Critically analyse the work of this artist using the green and orange Art critical analysis sheet questions to help you. • Possible Artists... • Kira Kim • Wayne Thiebaud • Audrey Flack • Create a piece of artwork using a material, technique and subject matter similar to your chosen artist with growing confidence. E.g. acrylic tint. • Develop four or study ideas for your final still life artwork in different media with growing accuracy. • Create a mini final piece based on your preparatory studies that shows growing confidence.

	<ul style="list-style-type: none">• I can record my ideas using competent levels of technical skill to realise my intentions. <p>Present</p> <ul style="list-style-type: none">• I can create a personal final piece based on my research and preparatory studies.• I can demonstrate consistent use of the formal elements to create a final piece.	<ul style="list-style-type: none">• Show growing confidence in photographing a range of still life objects that represent your identity. Show links to the composition of your chosen artist in your photoshoot e.g. 'Centred', 'Close Up'.• Write a 'Statement of intent' that lays out how and why you will make your final piece. Show clear links to your sketchbook work including your photoshoot, observational studies and chosen Artist.• Create a detailed and technically proficient final piece that shows clear links to your sketchbook work. Show growing technical control and confidence in the creation of this piece.
--	--	--



Show an emerging - competent ability to...

Develop

- I can investigate the work of artists and designers relevant to my work.
- I can analyse the work of other artists using art vocabulary and considering the content, context, process, mood and form of the work.

Refine

- I can make basic links between my work and the work of other artists/ designers.
- I can experiment with using some artistic materials and techniques appropriate to my personal intentions.
- I can develop a range of original different materials.

Record

- I can record my ideas using a visual (photography drawing etc.) and other (annotation) methods.
- I can record my ideas showing emerging technical skill.


Present

- I can create a final piece based on my research and preparatory studies.
- I can demonstrate emerging ability to use the

- (Homework) Choose one artist whose work links to 'Still Life'. Critically analyse the work of this artist using the green and orange Art critical analysis sheet questions to help you.
- Possible Artists...
- Audrey Flack
- Create a piece of artwork using a material or technique similar to your chosen artist with some accuracy.

- Develop three study ideas for your final still life artwork in different media.
- Create a mini final piece based on your preparatory studies that shows emerging accuracy e.g. The shape is accurate and you have attempted to show the form by using some tone.

- Show emerging confidence in photographing a range of still life

	<p>formal elements to create a final piece.</p>	<p>objects that represent your identity. Show one link to the composition of your chosen artist in your photoshoot.</p> <ul style="list-style-type: none"> • Write a 'Statement of intent' that lays out how and why you will make your final piece. Show some links to your sketchbook work including your photoshoot, observational studies and chosen Artist. • Create a detailed and technically sound final piece that shows links to your sketchbook work. Show some technical control in the creation of this piece.
	<p>Show a basic - emerging ability to...</p> <p>Develop</p> <ul style="list-style-type: none"> • I can investigate the work of artists and designers relevant to my work. • I can analyse the work of other artists using art vocabulary in full sentences. <p>Refine</p> <ul style="list-style-type: none"> • I can make one or two basic links between my work and the work of other artists/ designers. 	<ul style="list-style-type: none"> • (Homework) Choose one artist whose work links to 'Still Life'. Critically analyse the work of this artist using the green Art critical analysis sheet questions to help you. • Possible Artists... • Audrey Flack • Create a piece of artwork using a material similar to your chosen artist.

	<ul style="list-style-type: none"> • I can experiment with using some artistic materials and techniques. • I can develop two or three original ideas. <p>Record</p> <ul style="list-style-type: none"> • I can record my ideas using visual (photography drawing etc.) and other (annotation) methods. • I can record my ideas showing basic technical skill. <p>Present</p> <ul style="list-style-type: none"> • I can create basic a final piece based on my research and preparatory studies. • I can demonstrate basic ability to use the formal elements to create a final piece. 	<ul style="list-style-type: none"> • Develop three study ideas for your final still life artwork in different media with emerging confidence e.g. accurate shape. • Create a mini final piece based on your preparatory studies that shows emerging control and confidence. <ul style="list-style-type: none"> • Photograph one or two still life objects that represent your identity. <ul style="list-style-type: none"> • Write a 'Statement of intent' that lays out how you will make your final piece. Show one or two links to your sketchbook work. • Create a final piece that shows one or two links to your sketchbook work. Show some control in making this work.
--	--	---

Key Words

Line

Tone

Colour

Shape

Texture

Pattern

Mood

Process

Content

Context

Form

Evaluation

Composition

Proportion

Abstraction

Figuration

Cultural

Annotation