







Year 8: Portraiture

Percentage	I can ...	Prove it!
	<p>Develop</p> <ul style="list-style-type: none"> I can make strong, original and imaginative links between my work and the work of other artists. <p>Explore</p> <ul style="list-style-type: none"> I can skilfully take creative risks with a very wide range of materials and techniques. I can use my experiments to develop a very wide range of creative ideas. <p>Record</p> <ul style="list-style-type: none"> I can record objects with high levels of skill in a wide range of media using the formal elements to re-create the object accurately. <p>Present:</p> <ul style="list-style-type: none"> I can make a skilful, imaginative and original final outcome with a clear link to the project theme. 	<p>Develop</p> <ul style="list-style-type: none"> Analyse the work of a wide range of portrait Artists in great detail. Include detailed and insightful written notes, images and your own responses to the artist's work in your analysis. Use a very wide range of specialist art vocabulary correctly. <p>Explore</p> <ul style="list-style-type: none"> Skilfully experiment with using a very wide range of materials to create studies into 'Portraiture'. Use and combine materials in imaginative, creative and original ways. Use your experimentations in your later work and reflect on them stating how they can help to develop your ideas. <p>Record</p> <ul style="list-style-type: none"> Create a very wide range of highly accurate drawings of different facial features showing high levels of skill in showing the shape, tone and texture of the facial features in your drawing. Use clay to highly accurately re-create facial features. Show high levels of skill in showing the shape, tone and texture of the facial features. <p>Present</p> <ul style="list-style-type: none"> Use a wide range of materials and techniques (including clay, ink and pencil) to create a series of highly accurate self-portraits that clearly and skilfully and imaginatively reflect your likeness in original ways.

	<p>Develop</p> <ul style="list-style-type: none"> I can make strong links between my work and the work of other artists. <p>Explore</p> <ul style="list-style-type: none"> I can use a very wide range of materials and techniques with skill to create artwork. <p>Record</p> <ul style="list-style-type: none"> I can use the formal elements to record an object with skill and confidence in a range of media. <p>Present:</p> <ul style="list-style-type: none"> I can make a skilful final outcome with an imaginative link to the project theme. 	<p>Develop</p> <ul style="list-style-type: none"> Analyse the work of a range of portrait Artists in great detail. Include detailed and insightful written notes, images and your own responses to the artist's work in your analysis. Use a wide range of specialist art vocabulary correctly. <p>Explore</p> <ul style="list-style-type: none"> Confidently experiment with using a wide range of materials to create studies into 'Portraiture'. Use and combine materials in imaginative, and original ways. Use your experimentations in your later work and reflect on them stating how they can help to develop your ideas. <p>Record</p> <ul style="list-style-type: none"> Create a wide range of highly accurate drawings of different facial features showing skill in showing the shape, tone and texture of the facial features in your drawing. Use clay to accurately re-create facial features. Show skill in showing the shape, tone and texture of the facial features. <p>Present</p> <ul style="list-style-type: none"> Use a range of materials and techniques (including clay, ink and pencil) to create a series of highly accurate self-portraits that clearly and skilfully and imaginatively reflect your likeness in original ways.
	<p>Develop</p> <ul style="list-style-type: none"> I can analyse the work of other artists using critical analysis skills. I can use a range of art vocabulary correctly to evaluate my work. <p>Explore</p>	<p>Develop</p> <ul style="list-style-type: none"> Analyse the work of a small range of portrait Artists in detail. Include detailed written notes, images and your own responses to the artist's work in your analysis. Use a growing range of specialist art vocabulary correctly. <p>Explore</p>

	<ul style="list-style-type: none"> I can use a range of materials and techniques confidently to create artwork. <p>Record</p> <ul style="list-style-type: none"> I can use the formal elements to record an object with confidence. <p>Present:</p> <ul style="list-style-type: none"> I can make a final outcome with a clear link to the project theme. 	<ul style="list-style-type: none"> Experiment with using a range of materials to create studies into 'Portraiture'. Use and combine materials in imaginative ways. Use your experimentations in your later work and reflect on them stating how they can help to develop your ideas. <p>Record</p> <ul style="list-style-type: none"> Create a range of accurate drawings of different facial features showing confidence in showing the shape, tone and texture of the facial features in your drawing. Use clay to accurately re-create facial features. Show confidence in showing the shape, tone and texture of the facial features. <p>Present</p> <ul style="list-style-type: none"> Use a growing range of materials and techniques (including clay, ink and pencil) to create a series of accurate self-portraits that clearly and imaginatively reflect your likeness in original ways.
	<p>Develop</p> <ul style="list-style-type: none"> I can say what is effective about my work and how it can be improved. I can improve my work. I can use a growing range of art words in full sentences to analyse the work of other artists. <p>Explore</p> <ul style="list-style-type: none"> I can use a growing range of materials and techniques to create artwork. <p>Record</p> <ul style="list-style-type: none"> I can use line, shape and tone to record an object with growing confidence. 	<p>Develop</p> <ul style="list-style-type: none"> Analyse the work of a portrait Artist in detail. Include written notes, images and your own responses to the artist's work in your analysis. Use a small range of specialist art vocabulary correctly. <p>Explore</p> <ul style="list-style-type: none"> Experiment with using a growing range of materials to create studies into 'Portraiture'. Use materials in imaginative ways. Use your experimentations in your later work and reflect on them stating how they can help to develop your ideas. <p>Record</p> <ul style="list-style-type: none"> Create a growing range of accurate drawings of different facial features showing confidence in showing the shape and tone of the facial features in your drawing.

	<p>Present:</p> <ul style="list-style-type: none"> I can make a final outcome linked to the project theme. 	<ul style="list-style-type: none"> Use clay to re-create facial features with some accuracy. Show growing confidence in showing the shape, tone and texture of the facial features. <p>Present</p> <ul style="list-style-type: none"> Use a small range of materials and techniques (including clay, ink and pencil) to create accurate self-portraits that clearly reflect your likeness.
	<p>Develop</p> <ul style="list-style-type: none"> I can say what is effective about my work using art words. I can use words to describe the work of other artists. <p>Explore</p> <ul style="list-style-type: none"> I can use different materials and techniques to create artwork. <p>Record</p> <ul style="list-style-type: none"> I can use line and shape to record objects. <p>Present:</p> <p>I can make a final outcome based on the project theme.</p>	<p>Develop</p> <ul style="list-style-type: none"> Analyse the work of a portrait Artist. Include written notes and images of the artist's work in your analysis. Use a small range of specialist art vocabulary correctly. <p>Explore</p> <ul style="list-style-type: none"> Experiment with using a small range of materials to create studies into 'Portraiture'. Use your experimentations in your later work and reflect on them stating how they can help to develop your ideas. <p>Record</p> <ul style="list-style-type: none"> Create a small range of drawings of different facial features show the shape of the facial features in your drawing. Use clay to re-create facial features. Show the shape of the facial features. <p>Present</p> <ul style="list-style-type: none"> Use a small range of materials and techniques (including clay, ink and pencil) to create self-portraits that show similarities to your likeness.

**Develop**

- I can say what is effective about my work. I can say how to improve my work.
- I can use a range of art words to describe the work of other artists in sentences.

Explore

- I can use different materials and techniques to create artwork.

Record

- I use line to draw simple shapes accurately.

Present:

- I can make a final outcome based on the project theme.

Develop

- Analyse the work of a portrait Artist. Include some written notes and a small range of Art vocabulary.

Explore

- Experiment with using one or two materials to create studies into 'Portraiture'.

Record

- Create one or two drawings of different facial features show the shape of the facial features in your drawing.
- Use clay to re-create facial features. Show the shape of the facial features.

Present

- Use a one or two materials and techniques (including clay, ink and pencil) to create self-portraits that show similarities to you're likeness.

Key Words

Line

Tone

Colour

Shape

Texture

Pattern

Mood

Process

Content

Context

Form

Evaluation

Composition

Proportion

Abstraction

Figuration

Abstract Expressionism

