

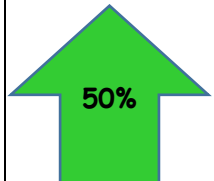




Learning Ladder Year 7: 'Natural Form'

Percentage	I can ...	Prove it!
 <p>70%</p>	<ul style="list-style-type: none"> • Line Highly skilfully demonstrate an understanding of weight of line to highly accurately show the shape and detail of objects. • Texture Highly skilfully use an extremely wide range of mark making techniques to convincingly represent the different texture of natural objects. Highly Skilfully and imaginatively use a wide range of materials in original ways to re-create the texture of natural objects. • Form Highly skilfully use clay to convincingly re-create the form of complex natural objects. • Analysis (Homework) Skilfully analyse the work of an Artist who is influenced by 'Natural Form'. Present your analysis creatively and include a very wide range of information both written and visual. • Pattern Highly skilfully and imaginatively use re-create natural patterns. • Colour Highly skilfully explore colour mixing and mix a very wide range of colours highly accurately. • Tone Highly skilfully demonstrate an understanding of tone to 	<ul style="list-style-type: none"> • Choose and draw a range of complex natural forms. Your drawings will include a wide range of different weight lines. The shape and detail of your drawings will be highly skilful and accurate. • Use a range of materials in skilful and imaginative ways to make a very wide range of marks on the page. The marks made will highly accurately show the texture your chosen natural forms. • Use a very wide range of materials in skilful and imaginative ways to create a 3D texture panel. Experiment with combining and manipulating materials to highly accurately re - create the texture of your chosen natural forms. • Choose a complex natural object. Highly accurately re-create the form of the object. Wedge and score and slip the clay to ensure no air is trapped. Manipulate the clay imaginatively using a range of tools with skill to highly accurately show the form of the natural object. Apply a combination of Glazes with skill to accurately show colour. • Research an Artist whose work relates to 'Natural Form'. Present your work in a highly creative way e.g. as a collage of written information, pictures and sketches. You could also include samples of natural objects as part of your research. • Choose a range of complex natural patterns. Correctly prepare your mono printing paper. Skilfully re-create the patterns using different mark making techniques and experimenting with pressure. • Skilfully and highly accurately use charcoal and chalk to create a detailed and convincing 3D study of a natural form including a very wide range of

	<p>highly accurately show the form of objects.</p>	<p>tone. Experiment with mark making techniques to highly accurately show the texture of the object.</p>
	<ul style="list-style-type: none"> • Line Skilfully demonstrate an understanding of weight of line to accurately show the shape and detail of objects. • Texture Skilfully use an extremely wide range of mark making techniques to accurately represent the different texture of natural objects. Skilfully and imaginatively use a range of materials in original ways to re-create the texture of natural objects. • Form Skilfully use clay to accurately re-create the form of complex natural objects. • Analysis (Homework) Analyse the work of an Artist who is influenced by 'Natural Form'. Present your analysis creatively and include a very wide range of information both written and visual. • Pattern Skilfully and imaginatively use line to re-create natural patterns. • Colour Skilfully explore colour mixing and mix a wide range of colours accurately. • Tone 	<ul style="list-style-type: none"> • Choose and draw a range of natural forms. Your drawings will include a range of different weight lines. The shape and detail of your drawings will be skilful and accurate. • Use a range of materials in skilful ways to make a wide range of marks on the page. The marks made will accurately show the texture your chosen natural forms. • Use a wide range of materials in skilful ways to create a 3D texture panel. Experiment with manipulating materials to accurately re - create the texture of your chosen natural forms. • Choose a complex natural object. Accurately re-create the form of the object. Wedge and score and slip the clay to ensure no air is trapped. Manipulate the clay using a range of tools with skill to accurately show the form of the natural object. Apply a combination of Glazes to accurately show colour. • Research an Artist whose work relates to 'Natural Form'. Present your work in a creative way e.g. as a collage of written information, pictures and sketches. • Choose a complex natural pattern. Correctly prepare your mono printing paper. Accurately re-create the pattern using different mark making techniques and experimenting with pressure. • Skilfully and accurately use charcoal and chalk to create a detailed and

	<p>Skilfully demonstrate an understanding of tone to accurately show the form of objects.</p>	<p>convincing 3D study of a natural form including a wide range of tone. Experiment with mark making techniques to accurately show the texture of the object.</p>
	<ul style="list-style-type: none"> • Line Confidently demonstrate an understanding of weight of line to accurately show the shape and detail of objects. • Texture Confidently use a wide range of mark making techniques to accurately represent the different texture of natural objects. Confidently and imaginatively use a range of materials in original ways to re-create the texture of natural objects. • Form Confidently use clay to accurately re-create the form of natural objects. • Analysis (Homework) Analyse the work of an Artist who is influenced by 'Natural Form'. Include a very wide range of information both written and visual. • Pattern Confidently and imaginatively use line to re-create natural patterns. • Colour Confidently explore colour mixing and mix a range of colours accurately. • Tone Confidently demonstrate an understanding of tone to 	<ul style="list-style-type: none"> • Choose and draw a natural form. Your drawing will include a small range of different weight lines. The shape and detail of your drawings will be accurate. • Use materials accurately to make a range of marks on the page. The marks made will clearly show the texture of your chosen natural form. • Use a range of materials accurately to create a 3D texture panel. Experiment with manipulating materials in simple ways to accurately re - create the texture of your chosen natural form. • Choose a natural object. Accurately re-create the form of the object. Wedge and score and slip the clay to ensure no air is trapped. Manipulate the clay using tools with confidence to clearly show the form of the natural object. Apply a Glaze to accurately show colour. • Research an Artist whose work relates to 'Natural Form'. Present your work neatly. Include pictures and written information. • Choose a natural pattern. Correctly prepare your mono printing paper. Re-create the pattern using different mark making techniques and experimenting with pressure. • Accurately use charcoal and chalk to create a detailed 3D study of a natural form including a range of tone. Experiment with simple mark making techniques to clearly show the texture of the object.

	<p>accurately show the form of objects.</p>	
	<ul style="list-style-type: none"> • Line With growing confidence demonstrate an understanding of line to clearly show the shape and detail of objects. • Texture With growing confidence use a range of mark making techniques to clearly represent the different texture of natural objects. With growing confidence use a range of materials in interesting ways to re-create the texture of natural objects. • Form With growing confidence use clay to clearly re-create the form of natural objects. • Analysis (Homework) Analyse the work of an Artist who is influenced by 'Natural Form'. Include a wide range of information both written and visual. • Pattern With growing confidence use line to re-create natural patterns. • Colour With growing confidence explore colour mixing and mix a range of colours with some accuracy. • Tone 	<ul style="list-style-type: none"> • Choose and draw a natural form. Your drawing will include neatly drawn lines. The shape and detail of your drawings will show growing accuracy. • Use materials with growing accuracy to make a small range of marks on the page. The marks made will show the texture of your chosen natural form. • Use a small range of materials with growing accuracy to create a 3D texture panel. Experiment with manipulating materials in basic ways to re - create the texture of your chosen natural form. • Choose a natural object. Re-create the form of the object with growing accuracy. Wedge and score and slip the clay to ensure no air is trapped. Manipulate the clay using tools with with growing confidence to clearly show the form of the natural object. Apply a Glaze to show colour. • Research an Artist whose work relates to 'Natural Form'. Present your work neatly. • Choose a natural pattern. Correctly prepare your mono printing paper. Re-create the pattern using different mark making techniques. • Use charcoal and chalk with growing accuracy to create a detailed 3D study of a natural form including a range of tone. Experiment with simple mark making techniques to show the texture of the object.

	<p>With growing confidence demonstrate an understanding of tone to clearly show the form of objects.</p>	
	<ul style="list-style-type: none"> • Line Demonstrate a basic understanding of line to show the basic shape and detail of objects. • Texture Use a small range of mark making techniques to represent the different texture of natural objects in a simple way. Use a small range of materials in a simple way to re-create the texture of natural objects. • Form Use clay to re-create the basic form of natural objects. • Analysis (Homework) Analyse the work of an Artist who is influenced by 'Natural Form'. Include a range of information both written and visual. • Pattern Use line to re-create natural patterns in a basic way. • Colour Explore colour mixing and mix a small range of colours with basic accuracy. • Tone Demonstrate a basic understanding of tone to show the form of objects. 	<ul style="list-style-type: none"> • Choose and draw a natural form. Your drawing will include drawn lines. The shape and detail of your drawings will show basic control. • Use materials with some control to make a small range of marks on the page. The marks made will show the texture of your chosen natural form. • Use a small range of materials with some control to create a 3D texture panel. Experiment with manipulating materials in one or two different ways to re - create the texture of your chosen natural form. • Choose a natural object. Re-create the form of the object with some control. Wedge and score and slip the clay to ensure no air is trapped. Manipulate the clay using tools with to show the form of the natural object. Apply a Glaze to show colour. • Research an Artist whose work relates to 'Natural Form'. • Choose a natural pattern. Correctly prepare your mono printing paper. Re-create the pattern using one or two different mark making techniques. • Use charcoal and chalk with some control to create a 3D study of a natural form including a small range of tone.



- **Line**
Demonstrate a limited understanding of line to show the simple shape and of objects.
- **Texture**
Use a small range of mark making techniques to represent the different texture of natural objects in a simple way.
Use a small range of materials in a simple way to re-create the texture of natural objects.
- **Form**
Use clay to re-create the basic form of natural objects.
- **Analysis**
(Homework) Analyse the work of an Artist who is influenced by 'Natural Form'. Include a range of information.
- **Pattern**
Use line to re-create natural patterns in a basic way.
- **Colour**
Explore colour mixing and mix a small range of colours with basic accuracy.
- **Tone**
- Demonstrate a basic understanding of tone to show the form of objects

- Choose and draw a natural form. Your drawing will include drawn lines.
- Use materials with some control to make a small range of marks on the page.
- Use a small range of materials with some control to create a 3D texture panel.
- Choose a natural object. Re-create the form of the object with some control.
- Choose a natural pattern. Correctly prepare your mono printing paper. Re-create the pattern using one or two different mark making techniques.
- Use charcoal and chalk with some control to create a 3D study of a natural form.

Key Words

Line

Tone

Colour

Shape

Texture

Pattern

Weight of Line

Chairosкуро

Score and Slip

Ceramics

Glaze