







Percentage	I can...	Prove it!
	<b>Apply</b> vocal and physical techniques to the extract	Vocally, one moment of in the extract of applying tone is when... <b>+More specifically...</b> <b>+For example...</b> Physically, a specific gesture that I use is... <b>+More precisely...</b> <b>+This reveals...</b> In terms of proxemics, an occasion when this is demonstrated... <b>+because...</b> This symbolises...
	<b>Communicate</b> the setting of the extract in performance	Currently, we are communicating the setting of our scenes by... <b>More specifically...</b> We could further show the setting of the extracts by... <b>More precisely...</b> <b>For example...</b>
	<b>Identify</b> and physically establish the setting of the extracts	<b>Draw out</b> all settings for your scenes and mark out on studio floor using LX tape
	<b>Identify</b> important elements of character <b>+develop characterisation</b>	Complete <b>role on the wall</b> sheets AND answer... Who am I? Where am I? When is it? Where have I just come from? What do I want? (Objectives) How will I get what I want?
	<b>Research</b> the original performance of the play <b>+identify dramatic conventions</b>	<b>Research</b> original performance and subsequent performances Find out the normal dramatic conventions for the piece and decide upon them from your own understanding of the text <b>+including the genre</b>
	<b>Identify</b> the setting and time period of the text	Generally speaking, the play is set in... <b>+More specifically...</b> In terms of the time period... Also, <b>geographically...</b> <b>Scene to scene, there are multiple locations. For example...</b> When considering the context of the play, other important elements to consider are...

