







Percentage	I can...	Prove it!
	<b>Analyse</b> and <b>Evaluate</b> a live theatre performance	Complete an <b>analysis</b> and <b>evaluation</b> of key aspects of a live theatre production.
	<b>Arrange</b> notes for theatre visit <b>+identify key info on the play</b>	<b>Prepare</b> your book for a theatre visit with key categories of focus.
	<b>Explain</b> how you have chosen to stage your scene extract.	In terms of our interpretation of the scene extract, we have made some key decisions. Firstly, when considering our relationship with the audience, we have decided to... <b>+This is because...</b> <b>+More specifically...</b> In support of this, the stage type we have chosen is... <b>+because...</b> We have used proxemics (in other words...) at multiple points in the drama in order to... <b>+For example...</b> This demonstrates... <b>+because...</b> <b>+More specifically...</b> Our aim, or rather, intention for the piece is to... <b>This is because...</b> <b>This choice can be justified...</b> Finally, in order to support these decisions, we have decided to use the performance style... <b>+because...</b> Similarly, the genre we have chosen to perform in is... These decisions combine together to...
	<b>Explain</b> the important elements that are revealed in a script.	From reading a script, we can find out all sorts of important information that will help in our interpretation of a text. One of the first things, normally found before the dialogue begins is a description of the setting. <b>In other words...</b> There may also be mention of... <b>+For example...</b> The writer may also include any general... Throughout the dialogue of the text, there will be stage directions. These are to be used... <b>+More specifically...</b> <b>++Although given to the actors by the playwright, the director and performers may choose to...</b> <b>+because...</b> Before any work begins on a play, it is also crucial to do research on the background of the play (why it may have been...), as well as finding out the playwright's intentions. This gives us a inside understanding of... which may also help us as performers in...
	<b>Identify</b> the key elements of a script <b>+what they reveal</b>	<b>Annotate</b> scene extract with important elements of information.
	<b>Summarise</b> the story of DNA	The story of DNA is divided up into 4 main sections. In the first section, Mark and Jan discuss... <b>It is revealed...</b> Meanwhile, Phil devises a plan to... <b>This plan involves...</b> <b>More specifically...</b> The plan also involves Brian telling his headteacher that... In the second section, although completely fictional, the police find... <b>This is because Cathy...</b> Brian has been asked to..., however, he is... In the third section, we discover that Cathy has discovered... In a shocking twist to save themselves... Finally, Jan, Mark, then Richard and Phil...

