






Year 10: 'Culture' (Part 4)


| Percentage | I can ... | Prove it! |
|---|--|---|
|  <p style="text-align: center;">90%</p> | <p>Show an exceptional ability to...</p> <p>Present</p> <ul style="list-style-type: none"> • I can create a meaningful, imaginative and personal final piece based on my research and preparatory studies. • I can demonstrate an exceptional use of the formal elements to create a final piece. | <p style="text-align: center;">Present</p> <ul style="list-style-type: none"> • Present a highly detailed statement of intent that clearly communicates the concepts and imagery used within your final print design. Make strong links to the work of three or more artists e.g. Elizabeth Catlett, John Steins, Henri Matisse. • Highly accurately cut out your print design using different lino cutting tools appropriately. • Experiment with printing on a very wide range of experimental print surfaces that show strong links to your project theme e.g. Macdonald's packaging (American Culture). • Show high levels of skill in producing a final set of lino prints. • Annotate unsuccessful prints and use your annotations to reflect on and develop your printmaking technique. • Skilfully apply a wide range of appropriate hand embellishments to your final prints. |
|  <p style="text-align: center;">70%</p> | <p>Show a confident - exceptional ability to...</p> <p>Develop</p> <ul style="list-style-type: none"> • I can investigate the work of artists and designers relevant to my work. • I can analyse the work of other artists using a wide range of complex art vocabulary and showing clear understanding of the content, context, process, mood and form of the work. | <p style="text-align: center;">Present</p> <ul style="list-style-type: none"> • Present a detailed statement of intent that clearly communicates the concepts and imagery used within your final print design. Make clear links to the work of three or more artists e.g. Elizabeth Catlett, John Steins, Henri Matisse. • Accurately cut out your print design using different lino cutting tools appropriately. • Experiment with printing on a wide range of experimental print surfaces that show strong links to your project theme e.g. Macdonald's packaging (American Culture). • Show skill in producing a final set of lino prints. |

| | | |
|--|---|--|
| | <ul style="list-style-type: none"> • I can make clear and imaginative links between my work and the work of other artists. I can develop imaginative ideas for my own work based on my research. <p>Refine</p> <ul style="list-style-type: none"> • I can evaluate my work critically showing a clear understanding of how I can improve it. I can improve my work with skill. • I can take creative risks with a wide range of artistic materials and techniques appropriate to my personal intentions. • I can develop a range of imaginative and original ideas using different materials. <p>Record</p> <ul style="list-style-type: none"> • I can record my ideas using a range of visual (photography drawing etc.) and other (annotation) methods. • I can record my ideas using consistent and confident levels of technical skill to realise my intentions. <p>Present</p> <ul style="list-style-type: none"> • I can create a, and personal final piece based on my research and preparatory studies. • I can demonstrate a consistent and confident use of the formal | <ul style="list-style-type: none"> • Annotate unsuccessful prints and use your annotations to reflect on and develop your printmaking technique. • Confidently apply a wide range of appropriate hand embellishments to your final prints. |
|--|---|--|

| | | |
|---|---|--|
| | <p>elements to create a final piece.</p> | |
|  | <p>Show a consistent - confident ability to...</p> <p>Develop</p> <ul style="list-style-type: none"> • I can investigate the work of artists and designers relevant to my work. • I can analyse the work of other artists using a range of art vocabulary and showing understanding of the content, context, process, mood and form of the work. <p>Refine</p> <ul style="list-style-type: none"> • I can make clear links between my work and the work of other artists/ designers. • I can experiment with using a wide range of artistic materials and techniques appropriate to my personal intentions. • I can develop a range of imaginative and original ideas using different materials. <p>Record</p> <ul style="list-style-type: none"> • I can record my ideas using a range of visual | <p style="text-align: center;">Present</p> <ul style="list-style-type: none"> • Present a detailed statement of intent that communicates the concepts and imagery used within your final print design. Make clear links to the work of two artists e.g. Elizabeth Catlett, John Steins, Henri Matisse. • Cut out your print design using different lino cutting tools appropriately. • Experiment with printing on a range of experimental print surfaces that show links to your project theme e.g. Macdonald's packaging (American Culture). • Show growing skill in producing a final set of lino prints. • Annotate unsuccessful prints and use your annotations to reflect on and develop your printmaking technique. • Confidently apply a range of appropriate hand embellishments to your final prints. |

| | | |
|--|---|---|
| | <p>(photography drawing etc.) and other (annotation) methods.</p> <ul style="list-style-type: none"> I can record my ideas using high levels of technical skill to realise my intentions. <p>Present</p> <ul style="list-style-type: none"> I can create a meaningful, and personal final piece based on my research and preparatory studies. I can demonstrate a highly confident ability to use the formal elements to create a final piece. | |
|  | <p>Show a competent - consistent ability to...</p> <p>Develop</p> <ul style="list-style-type: none"> I can investigate the work of artists and designers relevant to my project. I can analyse the work of other artists using art vocabulary and showing understanding of the content, context, process, mood and form of the work. <p>Refine</p> <ul style="list-style-type: none"> I can make links between my work and the work of other artists/ designers. I can experiment with using a range of artistic materials and techniques appropriate to my personal intentions. | <p>Present</p> <ul style="list-style-type: none"> Present a statement of intent that communicates the concepts and imagery used within your final print design. Make clear links to the work of two artists e.g. Elizabeth Catlett, John Steins, Henri Matisse. Cut out your print design using different lino cutting tools appropriately. Experiment with printing on a growing range of experimental print surfaces that show links to your project theme e.g. Macdonald's packaging (American Culture). Show growing skill in producing a final set of lino prints. Annotate unsuccessful prints and use your annotations to reflect on and develop your printmaking technique. Apply a range of appropriate hand embellishments to your final prints. |

| | | |
|---|--|--|
| | <ul style="list-style-type: none"> • I can develop a range of original ideas using different materials. <p>Record</p> <ul style="list-style-type: none"> • I can record my ideas using a visual (photography drawing etc.) and other (annotation) methods. • I can record my ideas using competent levels of technical skill to realise my intentions. <p>Present</p> <ul style="list-style-type: none"> • I can create a personal final piece based on my research and preparatory studies. • I can demonstrate consistent use of the formal elements to create a final piece. | |
|  | <p>Show an Emerging - Competent ability to...</p> <p>Develop</p> <ul style="list-style-type: none"> • I can investigate the work of artists and designers relevant to my project. • I can analyse the work of other artists using art vocabulary and considering the content, context, process, mood and form of the work. <p>Refine</p> <ul style="list-style-type: none"> • I can make basic links between my work and the work of other artists/ designers. | <p>Present</p> <ul style="list-style-type: none"> • Present a statement of intent that communicates the concepts and imagery used within your final print design. Make simple links to the work of two artists e.g. Elizabeth Catlett, John Steins, Henri Matisse. • Cut out your print design using different lino cutting tools with growing confidence. • Experiment with printing on a small range of experimental print surfaces that show links to your project theme e.g. Macdonald's packaging (American Culture). • Show growing skill in producing a final set of lino prints. • Annotate unsuccessful prints and use your annotations to reflect on and develop your printmaking technique. |

| | | |
|---|--|--|
| | <ul style="list-style-type: none"> • I can experiment with using some artistic materials and techniques appropriate to my personal intentions. • I can develop a range of original different materials. <p>Record</p> <ul style="list-style-type: none"> • I can record my ideas using a visual (photography drawing etc.) and other (annotation) methods. • I can record my ideas showing emerging technical skill. <p>Present</p> <ul style="list-style-type: none"> • I can create a final piece based on my research and preparatory studies. • I can demonstrate emerging ability to use the formal elements to create a final piece. | <ul style="list-style-type: none"> • Apply a small range of appropriate hand embellishments to your final prints. |
|  | <p>Show a basic - emerging ability to...</p> <p>Develop</p> <ul style="list-style-type: none"> • I can investigate the work of artists and designers relevant to my project. • I can analyse the work of other artists using art vocabulary in full sentences. <p>Refine</p> <ul style="list-style-type: none"> • I can experiment with using some artistic materials and techniques. | <p>Present</p> <ul style="list-style-type: none"> • Present a statement of intent that communicates the concepts and imagery used within your final print design. • Cut out your print design using different lino cutting tools with some accuracy. • Experiment with printing on one or two print surfaces. • Show basic skill in producing a final set of lino prints. • Apply one or two hand embellishments to your final prints. |

- I can make one or two basic links between my work and the work of other artists/ designers.
- I can develop two or three original ideas.

Record

- I can record my ideas using visual (photography drawing etc.) and other (annotation) methods.
- I can record my ideas showing basic technical skill.

Present

- I can create basic a final piece based on my research and preparatory studies.
- I can demonstrate basic ability to use the formal elements to create a final piece.

Key Words

Line

Tone

Colour

Shape

Texture

Pattern

Mood

Process

Content

Context

Form

Evaluation

Composition

Proportion

Abstraction

Figuration

Cultural

Annotation

