





Year 10: 'Culture' (Part 2)


| Percentage | I can ... | Prove it! |
|--|---|---|
|  <p>90%</p> | <p>Show an exceptional ability to... Develop</p> <ul style="list-style-type: none"> • I can independently investigate the work of artists and designers relevant to my work. • I can analyse the work of other artists with skill using a wide range of complex art vocabulary and showing clear understanding of the artist content, context, process, mood and form of the work. • I can make clear, imaginative and original links between my work and the work of other artists. I can develop highly imaginative ideas for my own work based on my research. <p>Refine</p> <ul style="list-style-type: none"> • I can evaluate my work critically and imaginatively showing a clear understanding of how I can improve it. I can improve my work with skill. • I can independently use and take creative risks with a very wide range of artistic materials and techniques appropriate to my personal intentions. | <ul style="list-style-type: none"> • (Homework) Critically analyse 'Chinese Paper Cutting' using the green, orange and red Art critical analysis sheet questions to help you. Support your analysis with a wide range of visual examples of Chinese paper cuts. Include your own sketches of Chinese paper cuts as an additional form of investigation into the topic. • (Homework) Create a mixed media 'Chinese Paper Cutting' mood board. Experiment creatively with the presentation to show greater understanding of the topic e.g. Could the mood board be presented as one large paper cut containing several images? • (Homework) Create a mixed media 'Papel Picado' mood board. Experiment creatively with the presentation to show a greater understanding of the topic e.g. Could the mood board be shaped as a Mexican Sugar Skull to show a link to Mexican culture? • Critically analyse 'Henri Matisse' using your notes and the resource video to help you. This analysis should be presented skilfully as a mind map and contain a wide range of detail and information on Matisse's work. Support your analysis with a wide range of visual examples of Matisse's work. • Demonstrate clear and detailed knowledge of Matisse's use of colour in creating a range of ink wash studies over biro drawings. |


| | | |
|---|--|---|
| | <ul style="list-style-type: none"> I can develop a wide range of highly imaginative and original ideas using different materials. <p>Record</p> <ul style="list-style-type: none"> I can record my ideas using a wide range of visual (photography drawing etc.) and other (annotation) methods. I can record my ideas using the highest levels of technical skill to realise my intentions. <p>Present</p> <ul style="list-style-type: none"> I can create a meaningful, imaginative and personal final piece based on my research and preparatory studies. I can demonstrate an exceptional use of the formal elements to create a final piece. | <ul style="list-style-type: none"> Confidently experiment with Matisse's 'Paper Cutting' technique to create a range of confident drawings with card cut-outs that show creative experimentation with both colour and composition. You will be able to refine each drawing and reflect on the processes used. Highly confidently Demonstrate exceptional technical skill and control in creating a highly detailed and complex Chinese style paper cut. Demonstrate a clear understanding of positive and negative space by creating a highly skilful, detailed and confident Positive/ Negative study based on Maori culture. |
|  | <p>Show a confident - exceptional ability to...</p> <p>Develop</p> <ul style="list-style-type: none"> I can investigate the work of artists and designers relevant to my work. I can analyse the work of other artists using a wide range of complex art vocabulary and showing clear understanding of the content, context, process, mood and form of the work. | <ul style="list-style-type: none"> (Homework) Critically analyse 'Chinese Paper Cutting' using the green, orange and red Art critical analysis sheet questions to help you. Support your analysis with a range of visual examples of Chinese paper cuts. Include your own sketches of Chinese paper cuts as an additional form of investigation into the topic. (Homework) Create a mixed media 'Chinese Paper Cutting' mood board. Experiment creatively with the presentation to show greater understanding of the topic e.g. Could the mood board be presented as one large paper cut containing several images? |

| | | |
|--|---|--|
| | <ul style="list-style-type: none"> • I can make clear and imaginative links between my work and the work of other artists. I can develop imaginative ideas for my own work based on my research. <p>Refine</p> <ul style="list-style-type: none"> • I can evaluate my work critically showing a clear understanding of how I can improve it. I can improve my work with skill. • I can take creative risks with a wide range of artistic materials and techniques appropriate to my personal intentions. • I can develop a range of imaginative and original ideas using different materials. <p>Record</p> <ul style="list-style-type: none"> • I can record my ideas using a range of visual (photography drawing etc.) and other (annotation) methods. • I can record my ideas using consistent and confident levels of technical skill to realise my intentions. <p>Present</p> <ul style="list-style-type: none"> • I can create a, and personal final piece based on my research and preparatory studies. • I can demonstrate a consistent and confident use of the formal | <ul style="list-style-type: none"> • (Homework) Create a mixed media 'Papel Picado' mood board. Experiment creatively with the presentation to show a greater understanding of the topic e.g. Could the mood board be shaped as a Mexican Sugar Skull to show a link to Mexican culture? • Critically analyse 'Henri Matisse' using your notes and the resource video to help you. This analysis should be presented skilfully as a mind map and contain a wide range of detail and information on Matisse's work. Support your analysis with a range of visual examples of Matisse's work. • Demonstrate detailed knowledge of Matisse's use of colour in creating a range of ink wash studies over biro drawings. • Confidently experiment with Matisse's 'Paper Cutting' technique to create a range of drawings with card cut-outs that show creative experimentation with both colour and composition. • Highly confidently Demonstrate strong technical skill and control in creating a highly detailed and complex Chinese style paper cut. • Demonstrate a clear understanding of positive and negative space by creating a skilful, detailed and confident Positive/ Negative study based on Maori culture. |
|--|---|--|

| | | |
|---|---|---|
| | <p>elements to create a final piece.</p> | |
|  | <p>Show a consistent – confident ability to...</p> <p>Develop</p> <ul style="list-style-type: none"> • I can investigate the work of artists and designers relevant to my work. • I can analyse the work of other artists using a range of art vocabulary and showing understanding of the content, context, process, mood and form of the work. <p>Refine</p> <ul style="list-style-type: none"> • I can make clear links between my work and the work of other artists/ designers. • I can experiment with using a wide range of artistic materials and techniques appropriate to my personal intentions. • I can develop a range of imaginative and original ideas using different materials. <p>Record</p> <ul style="list-style-type: none"> • I can record my ideas using a range of visual | <ul style="list-style-type: none"> • (Homework) Critically analyse 'Chinese Paper Cutting' using the green, orange and red Art critical analysis sheet questions to help you. Support your analysis with some visual examples of Chinese paper cuts. • (Homework) Create a mixed media 'Chinese Paper Cutting' mood board. • (Homework) Create a mixed media 'Papel Picado' mood board. • Critically analyse 'Henri Matisse' using your notes and the resource video to help you. This analysis should be presented skilfully as a mind map and contain a wide range of detail and information on Matisse's work. Support your analysis with some visual examples of Matisse's work. • Demonstrate knowledge of Matisse's use of colour in creating a range of ink wash studies over biro drawings. • Experiment with Matisse's 'Paper Cutting' technique to create a drawing with card cut-outs that shows creative experimentation with both colour and composition. • Highly confidently Demonstrate strong technical skill and control in creating a |

| | | |
|--|---|--|
| | <p>(photography drawing etc.) and other (annotation) methods.</p> <ul style="list-style-type: none"> I can record my ideas using high levels of technical skill to realise my intentions. <p>Present</p> <ul style="list-style-type: none"> I can create a meaningful, and personal final piece based on my research and preparatory studies. I can demonstrate a highly confident ability to use the formal elements to create a final piece. | <p>highly detailed and complex Chinese style paper cut.</p> <ul style="list-style-type: none"> Demonstrate a clear understanding of positive and negative space by creating a detailed and confident Positive/Negative study based on Maori culture. |
|  | <p>Show a competent - consistent ability to...</p> <p>Develop</p> <ul style="list-style-type: none"> I can investigate the work of artists and designers relevant to my project. I can analyse the work of other artists using art vocabulary and showing understanding of the content, context, process, mood and form of the work. <p>Refine</p> <ul style="list-style-type: none"> I can make links between my work and the work of other artists/ designers. I can experiment with using a range of artistic materials and techniques appropriate to my personal intentions. | <ul style="list-style-type: none"> (Homework) Critically analyse 'Chinese Paper Cutting' using the green, orange and red Art critical analysis sheet questions to help you. (Homework) Create a 'Chinese Paper Cutting' mood board containing a range of images. (Homework) Create a mixed media 'Papel Picado' mood board containing a range of images. Critically analyse 'Henri Matisse' using your notes and the resource video to help you. This analysis should be presented skilfully as a mind map. Demonstrate some knowledge of Matisse's use of colour in creating a range of ink wash studies over biro drawings. Experiment with Matisse's 'Paper Cutting' technique to create a drawing with card cut-outs that shows experimentation with colour. |

| | | |
|---|--|--|
| | <ul style="list-style-type: none"> I can develop a range of original ideas using different materials. <p>Record</p> <ul style="list-style-type: none"> I can record my ideas using a visual (photography drawing etc.) and other (annotation) methods. I can record my ideas using competent levels of technical skill to realise my intentions. <p>Present</p> <ul style="list-style-type: none"> I can create a personal final piece based on my research and preparatory studies. I can demonstrate consistent use of the formal elements to create a final piece. | <ul style="list-style-type: none"> Confidently Demonstrate technical skill and control in creating a detailed and complex Chinese style paper cut. <p>Demonstrate an understanding of positive and negative space by creating a detailed Positive/ Negative study based on Maori culture.</p> |
|  | <p>Show an Emerging - Competent ability to...</p> <p>Develop</p> <ul style="list-style-type: none"> I can investigate the work of artists and designers relevant to my project. I can analyse the work of other artists using art vocabulary and considering the content, context, process, mood and form of the work. <p>Refine</p> <ul style="list-style-type: none"> I can make basic links between my work and the work of other artists/ designers. | <ul style="list-style-type: none"> (Homework) Critically analyse 'Chinese Paper Cutting' using the green and orange Art critical analysis sheet questions to help you. (Homework) Create a 'Chinese Paper Cutting' mood board. (Homework) Create a mixed media 'Papel Picado' mood board. Critically analyse 'Henri Matisse' using your notes and the resource video to help you. This analysis should be presented as a mind map. Demonstrate basic knowledge of Matisse's use of colour in creating a small range of ink wash studies over biro drawings. |

| | | |
|---|--|---|
| | <ul style="list-style-type: none"> • I can experiment with using some artistic materials and techniques appropriate to my personal intentions. • I can develop a range of original different materials. <p>Record</p> <ul style="list-style-type: none"> • I can record my ideas using a visual (photography drawing etc.) and other (annotation) methods. • I can record my ideas showing emerging technical skill. <p>Present</p> <ul style="list-style-type: none"> • I can create a final piece based on my research and preparatory studies. • I can demonstrate emerging ability to use the formal elements to create a final piece. | <ul style="list-style-type: none"> • Experiment with Matisse's 'Paper Cutting' technique to create a drawing with card cut-outs that shows basic experimentation with colour. • Demonstrate some technical skill and control in creating a Chinese style paper cut. • Demonstrate basic understanding of positive and negative space by creating a Positive/ Negative study based on Maori culture. |
|  | <p>Show a basic - emerging ability to...</p> <p>Develop</p> <ul style="list-style-type: none"> • I can investigate the work of artists and designers relevant to my project. • I can analyse the work of other artists using art vocabulary in full sentences. <p>Refine</p> <ul style="list-style-type: none"> • I can experiment with using some artistic materials and techniques. | <ul style="list-style-type: none"> • (Homework) Critically analyse 'Chinese Paper Cutting' using the green critical analysis sheet questions to help you. • (Homework) Create a 'Chinese Paper Cutting' mood board. • Analyse 'Henri Matisse' using your notes and the resource video to help you. This analysis should be presented as a simple mind map. • Experiment with using some of the colours Matisse uses in your artwork. • Experiment with Matisse's 'Paper Cutting' technique to create a drawing |

| | | |
|--|--|--|
| | <ul style="list-style-type: none"> • I can make one or two basic links between my work and the work of other artists/ designers. • I can develop two or three original ideas. <p>Record</p> <ul style="list-style-type: none"> • I can record my ideas using visual (photography drawing etc.) and other (annotation) methods. • I can record my ideas showing basic technical skill. <p>Present</p> <ul style="list-style-type: none"> • I can create basic a final piece based on my research and preparatory studies. • I can demonstrate basic ability to use the formal elements to create a final piece. | <p>with card cut-outs that shows some control.</p> <ul style="list-style-type: none"> • Demonstrate basic technical skill and control in creating a simple Chinese style paper cut. • Demonstrate basic understanding of positive and negative space by creating a simple Positive/ Negative study based on Maori culture. |
|--|--|--|

Key Words

Line

Tone

Colour

Shape

Texture

Pattern

Mood

Process

Content

Context

Form

Evaluation

Composition

Proportion

Abstraction

Figuration

Cultural

Annotation

