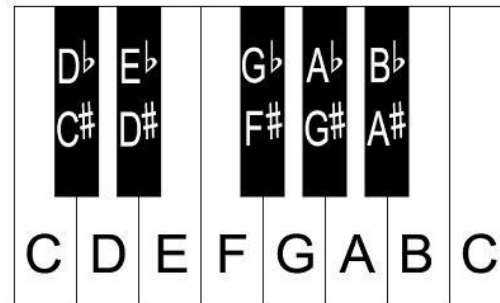


Introduction to Music Tech

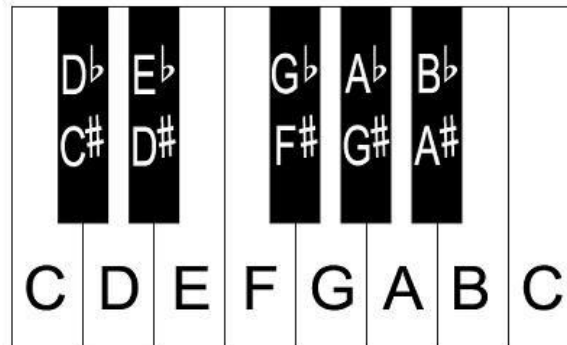
Feature	Definition
Loop	A repeating section of sound material that can be created using a music sequencer
GarageBand	A type of music sequencer
Music Sequencer	A device, or app, that can record, edit, or play back music
Structure	How the music is organised; the sections in a song
ABA structure	<ol style="list-style-type: none"> 1. Section 1 2. Contrasting middle section 3. Section 1 repeats
How can we create contrast in a B section?	<ol style="list-style-type: none"> 1. Change instruments 2. Faster/slower 3. Louder/softer 4. Add instruments
Riff	A repeated pattern
Bass Line	The lowest pitch part in a song (accompaniment)
Chords	Two or more notes played at once
How do we find C on a keyboard?	C is to the left of the two black keys
What are the notes of the keyboard?	



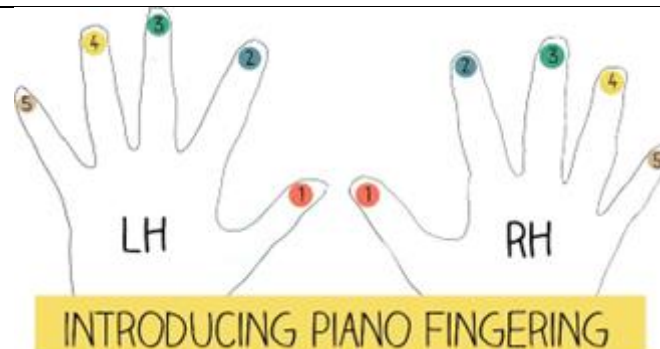
Keyboard Skills

Feature	Definition
Riff	A repeated pattern
Bass Line	The lowest pitch part in a song (accompaniment)
Accompaniment	The backing parts. (they support the melody)
Bass line	Lowest pitched part
Chords	Two or more notes played at once
How do we find C on a keyboard?	C is to the left of the two black keys
What are the 3 steps to effective practice?	<ol style="list-style-type: none"> 1. Repeat 2. Slow it down 3. Practice the hardest part
Playing accurately	Playing the correct notes
Playing fluency	Playing the notes in the right time, without gaps or hesitations

What are the notes of the keyboard?








Which fingers do we use when playing the keyboard?



Sing Up!

Melody	The main tune
Harmony	Another tune that fits with the main tune
Dynamics	How loud or soft the music is
Crescendo	Gradually getting louder
Diminuendo	Gradually getting quieter
Diction	Pronouncing words clearly
Six singing secrets	<ol style="list-style-type: none">1. Stand feet apart2. Loose knees3. Fat breathing4. Arms by your side5. Wide chest6. Face

STOMP!

Pulse	The steady beat
Crescendo	Gradually getting louder
Diminuendo	Gradually getting quieter
Forte	Loud
Piano	Quiet
	Crotchet. TA.
	Quavers. TEE TEE
	Semi quavers. TIKKA TIKKA
	Rest. SHH.
	Triplet. TRIPITY

Traditional African Music

1	Djembe	Goblet-shaped drum used in some African music
2	Three expectations during Traditional African Music lessons	<ol style="list-style-type: none"> 1. Everyone works with everyone 2. Track the speaker 3. Give 100%
3	Traditional Music	Very old music that has been passed down through generations
4	Oral tradition	Learning play/sing music by watching, listening and copying
5	At which events is traditional African music performed at	Storytelling Worship (church) Weddings Funerals During work
6	Dynamics	The volume of the music = loud or soft Crescendo = gets louder gradually Diminuendo = gets softer gradually
7	Call and Response	The leader sings something and the group sing it back
8	Arrangement	Adapting a song by adding in our own ideas and putting the song in certain order
9	Melody	The main tune of the music
10	Harmony	Another tune which fits with the main tune
11	Structure	The order of the different sections in a song